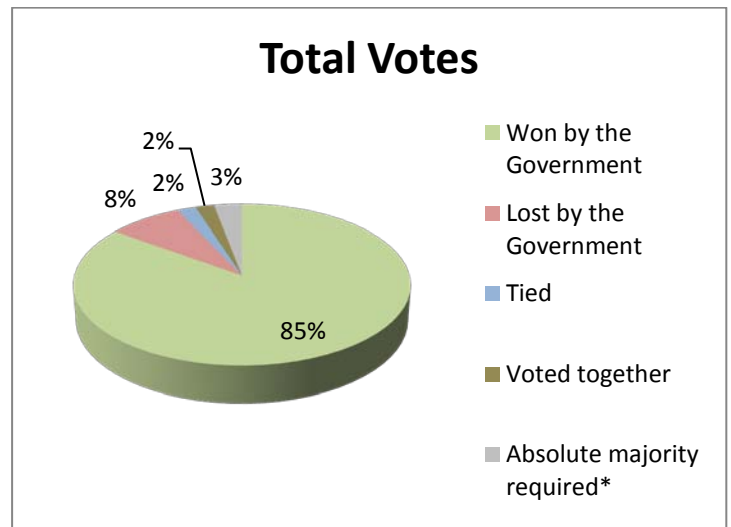
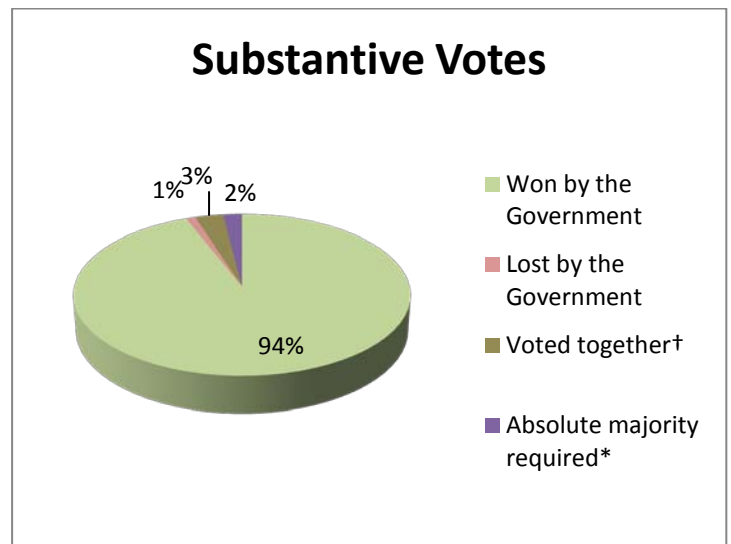


Voting records from the House of the 43rd Parliament – from 29/9/10 to 16/02/12

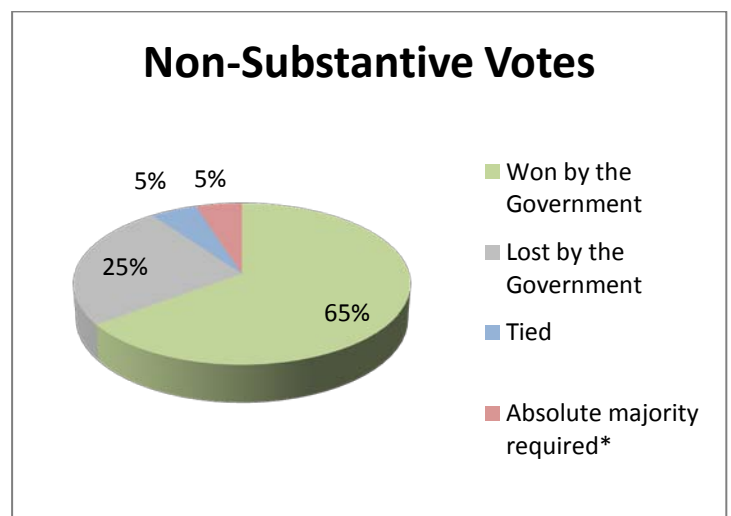
Total Number of Votes:	251	
Won by the Government	85%	214
Lost by the Government	8%	21
Tied	2%	5
Voted together †	2%	5
Absolute majority required*	3%	6



Number of Substantive Votes:	174	69%
Won by the Government	94%	164
Lost by the Government	1%	2
Voted together†	3%	5
Absolute majority required*	2%	3



Number of Non-Substantive Votes:‡	77	31%
Won by the Government	65%	50
Lost by the Government	25%	19
Tied	5%	4
Absolute majority required*	5%	4
	100%	77

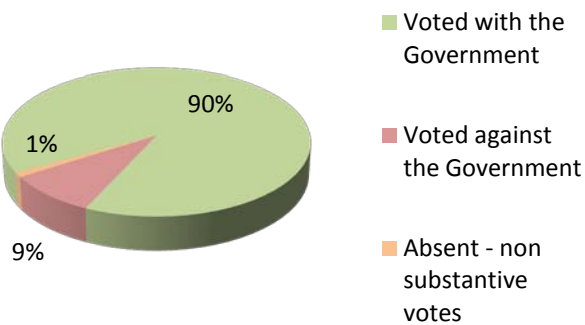


* Non-substantive motions defeated on the basis that an absolute majority of all those eligible (rather than present) to vote was not reached.

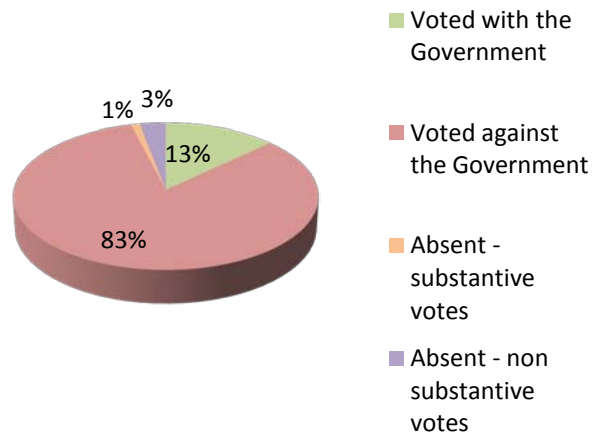
† On the occasions where the Government and Opposition voted together against the independents.

‡ Votes of a largely procedural nature (not encompassing amendments to substantive legislation). Does not include motions to censure the Prime Minister.

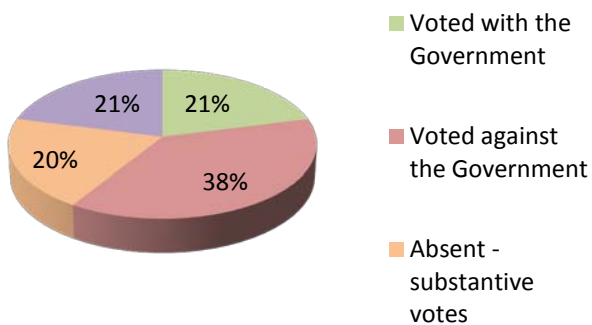
Adam Bandt



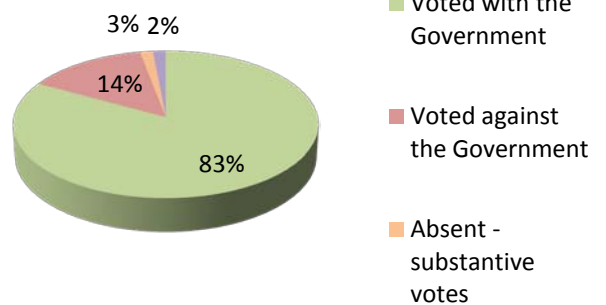
Tony Crook



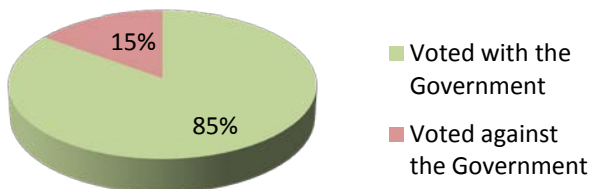
Bob Katter



Rob Oakeshott



Andrew Wilkie



Tony Windsor

