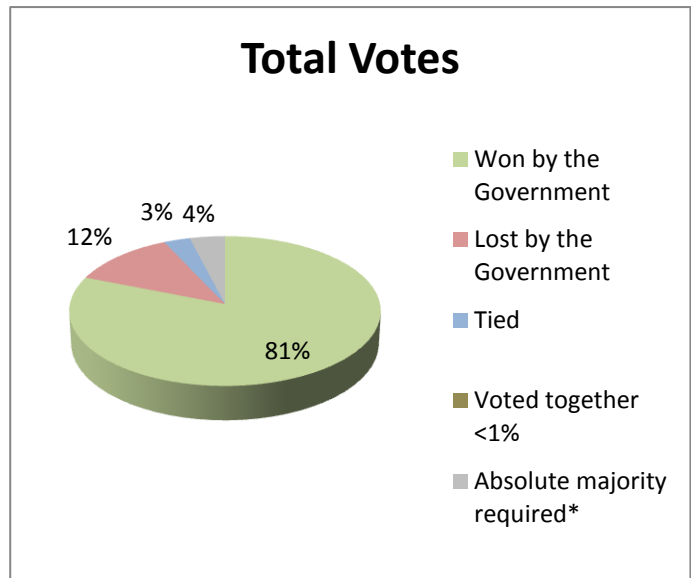
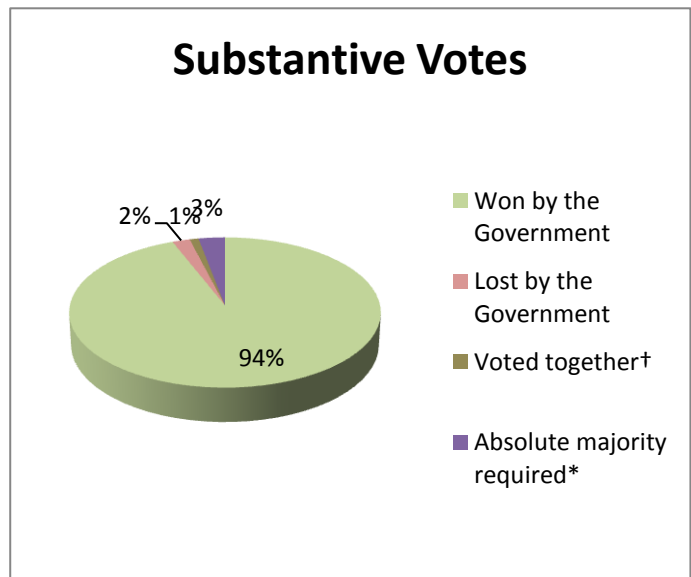


Voting records from the House of the 43rd Parliament – from 29/9/10 to 25/8/11

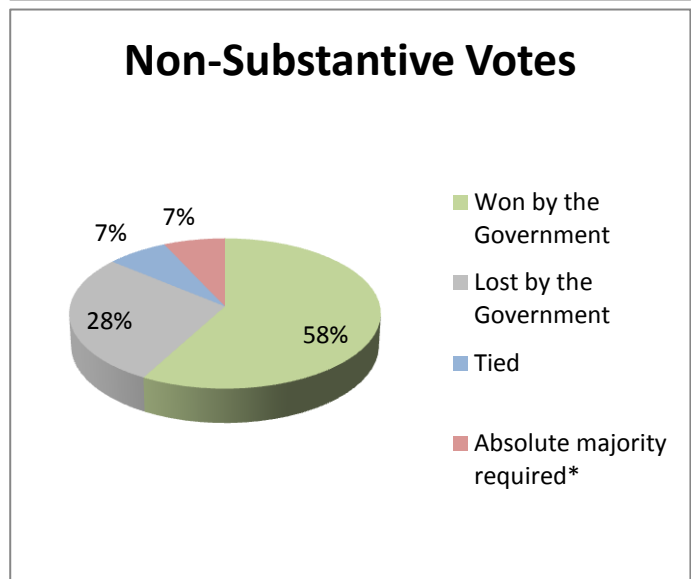
Total Number of Votes:	151	
Won by the Government:	123	81%
Lost by the Government:	18	12%
Tied:	5	3%
Voted together:†	1	<1%
Absolute majority required:*	6	4%



Number of Substantive Votes:	94	62%
Won by the Government:	88	94%
Lost by the Government:	2	2%
Voted together:†	1	1%
Absolute majority required:*	3	3%

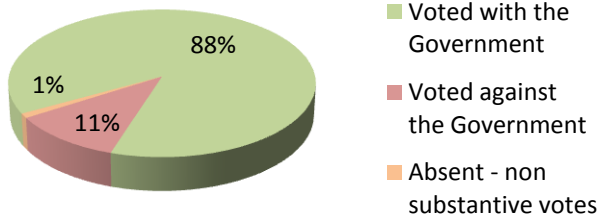


Number of Non-Substantive Votes:‡	57	38%
Won by the Government:	33	58%
Lost by the Government:	16	28%
Tied:	4	7%
Absolute majority required:*	4	7%

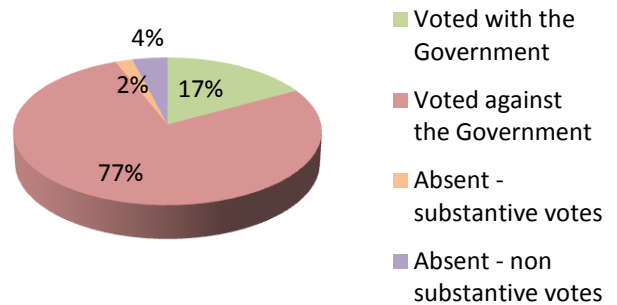


* Non-substantive motions defeated on the basis that an absolute majority of all those eligible (rather than present) to vote was not reached.
 † One occasion where the Government and Opposition voted together against the independents.
 ‡ Votes of a largely procedural nature (not encompassing amendments to substantive legislation). Does not include motions to censure the Prime Minister.

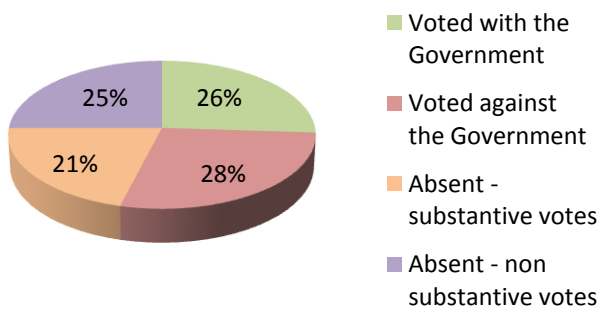
Adam Bandt



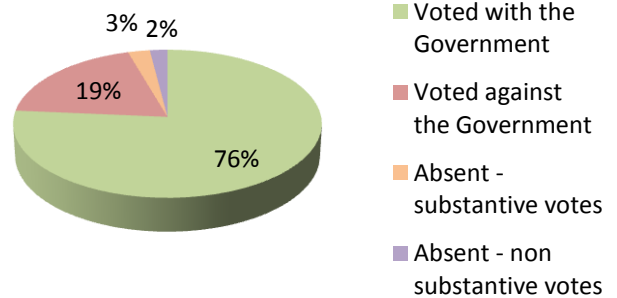
Tony Crook



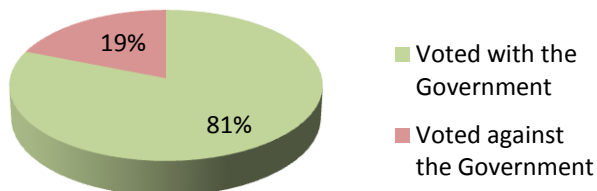
Bob Katter



Rob Oakeshott



Andrew Wilkie



Tony Windsor

